

WE volunteer now

Organize a volunteer activity
with your friends.





Theme

SOCIAL VULNERABILITY

SDG Connection

 REDUCED INEQUALITIES

Skills

-  REFLECTION: COMPASSION
-  CRITICAL THINKING: ANALYZING AND EVALUATING INFORMATION
-  SOCIAL AND EMOTIONAL LEARNING: DEEPENING EMOTIONAL INTELLIGENCE
-  LEADERSHIP SKILLS: CONFLICT RESOLUTION


Volunteering + Youth Empowerment = Change

Volunteering is not only a great way to help make the world a better place for everyone to live in, it feels good too! Encourage everyone around you to volunteer their time or skills for an important cause. It only takes one person to start doing good to inspire everyone to do the same.

With WE Volunteer Now, motivate the people around you to do good, take action and make a difference in your community! It takes just one person to make a change.

FACT:

Volunteering has been shown to improve personal sense of belonging, inclusivity and overall well-being.



Campaign in Action

Anne Frank once said, “How wonderful is it that nobody need wait a single moment before starting to improve the world.” The students at San Juan North Secondary School truly embodied this quote through WE Volunteer Now by not only improving the physical appearance of a property, but, more importantly, improving the day of the residents of a seniors’ home. Students travelled to the local seniors’ residence to give the compound a much-needed makeover, followed up by a day of entertainment and celebration with fellow residents, school staff and administration. Students fundraised over \$450 for food and drink for the fiesta, which was, of course, in addition to the most impactful donation of all—their time and their kindness. Way to go world-changers!

Ways to Take Action

Rally your group to volunteer at a homeless shelter to serve meals to your community.

Blended Education Idea: Volunteering doesn't mean you physically need to complete a task in-person: there are lots of ways to volunteer your time online like supporting organizations with your social media skills, creating digital art or editing content.



GRADES 4–6

- Learn about important issues that are affecting your community by doing research and then discuss what you can do to help. Commit to one of the strategies discussed as a class and set realistic goals for taking action.
- Visit a seniors' home to learn from and engage with the people in your community. Share your experiences with your family to get them excited about donating some of their time to people who are in need.

GRADES 7–8

- Research soup kitchens and other resources in your community that provide prepared food to those in need. Offer your skills as cooks or servers for a day, or on a regular basis.
- Organize a clothing and personal hygiene drive for those in need. Create posters for your school and community, requesting donations of gently used clothing and personal hygiene products such as deodorant, mouthwash, tissues, etc. Create packages to be distributed in your community or dropped off at a shelter.

GRADES 9–12

- Investigate different volunteering initiatives in your community and put together an application to become involved. Journal about your experiences volunteering and share these experiences with your peers to get them excited about getting involved in a cause they care about.
- Apply to be a participant on a ME to WE Trip and take your skills overseas to help build a school or assist with a community farm. Take lots of pictures and be prepared to share your experiences with everyone back at home!

CLASSROOM RESOURCE



Volunteerism: A Growing Movement

With our Classroom Resources, educators can integrate service-based learning into their curriculum to broaden students' understanding of issues they are passionate about. Download the pdf at [WE.org/wevolunteernow](https://www.wevolunteernow.org) for lesson plans and ideas to learn more about the power of volunteerism.

Grade Levels	Subject Connections	Learning Goals	Skills Developed
1 to 8	<ul style="list-style-type: none"> Language Social Studies 	<ul style="list-style-type: none"> Learn about the history and importance of volunteerism in Canada. Research and discover an organization to volunteer with, or plan your own volunteer experience. 	<ul style="list-style-type: none"> Action planning Research and writing Argument formation Organization Reflection Information literacy
9 to 12	<ul style="list-style-type: none"> English Social Sciences and the Humanities Canadian and World Studies 	<ul style="list-style-type: none"> Understand and demonstrate ways to spread awareness. 	<ul style="list-style-type: none"> Critical thinking Leadership skills Self-awareness

Tech for Good Badge

Become future ready by learning and using digital skills.

Create an online survey where people can be invited to express what causes they care about and learn about potential volunteer opportunities. Use data from the survey to organize an event that targets an issue that many are passionate about and pull people from the survey to work as volunteers at the event! Don't forget to invite us by tagging [#WEvolunteerNow!](https://www.wevolunteernow.org)

Go Further: Follow the event with an additional survey inviting participants to share their experiences volunteering, and share this information at a school-wide assembly to keep the ball rolling!



Get Doing

STEP 1: Investigate and Learn

What local issues are you and your group passionate about? Before taking action, learn more about the issues you care about and research which organizations you would like to volunteer for. Feel free to start with the Exploring Issues activity to see what issues are affecting communities across the country and spark your do-good action.

CHECKLIST

- Check out the Issue Cards
- Create an Action Plan
- Visit [WE.org/wevolunteernow](https://www.we.org/wevolunteernow) for resources
- Put up posters or share a digital version
- Watch and share the campaign video
- Print out and distribute the resources
- Share on social media with [#WEvolunteerNow](https://twitter.com/WEvolunteerNow)
- Plan your WE DayX or digital assembly
- Complete your Campaign Impact Survey
- Complete your Tech for Good badge survey



What did you learn?

What local issues are you passionate about? _____

What local organizations would you like to volunteer for? _____

What value would you bring to an organization as a volunteer? _____

Now zone in on your own community!

Learn about the issues in your own backyard by taking a walk around your neighbourhood and mapping out the issues. Download the Community Mapping activity at [WE.org/weschoolskit](https://www.we.org/weschoolskit).

What organizations or businesses have been impacted the hardest by COVID-19 and how can you help?

What social issues are apparent in your local community? What issues were you most surprised by? _____

How can you help address these issues? _____

STEP 2: Action Plan

You can plan multiple small volunteer actions throughout your school and community or put all your effort into planning one big event! Remember volunteering doesn't have to be in-person and should not put yourself or others at risk. Practice safe social distancing and decide your goal.

SET YOUR GOAL

What will your volunteer action be? _____

When will you hold your volunteer week or event? _____

How will you be measuring how much you volunteer? (E.g., hours, actions, events.) _____

More people means more impact! How will you rally together and increase participation in your campaign?

Create a Timeline

Create a timeline to help plan your actions! Plot the steps your group will take to gear up for your volunteer actions around the school or community, including how you will rally people together to participate.

1. _____ 6. _____

2. _____ 7. _____


3. _____ 8. _____

4. _____ 9. _____

5. _____ 10. _____

Materials List

What supplies will you need?



STEP 3: Take Action

It's time to take action! Rally your friends and community members together to do good. By volunteering, you will be making a positive difference not just in your community but also in your own life!

Tip: Get creative and find a fun way to rally people together such as making a catchy name to raise awareness or hosting an event online or in-person!



Share your pictures, progress and volunteer actions on social media with [#WEvolunteerNow](#).

Reflect

How did it feel to help others? Do you feel like you had an impact? _____

Why is it important to ask others to join you? _____

How will you take your volunteer actions further or continue your actions? _____

STEP 4: Report and Celebrate

Report

How many different activities did you plan? _____

How many people did you get involved in volunteer actions? _____

How many hours, on average, did each person volunteer? _____

How have your thoughts on volunteering changed? _____

Has your educator filled out an Impact Survey from the WE Schools Teachers Hub? _____

Celebrate

Make sure you celebrate and share the success of your campaign, and reward yourselves for all your hard work.

- Share photos of your actions with your school, community and on social media.
- Record the highlights of your event day and create a video.
- Celebrate impacts through a class party, online assembly or WE DayX.

THANK EVERYONE WHO SUPPORTED YOUR CAMPAIGN!

Use this space to brainstorm fun ideas to celebrate your impacts. (E.g., host a school assembly or virtual party.)



Volunteer Profiles

You've pulled together an all-star team for WE Volunteer Now. Have your teammates sit down and design their own volunteer profile cards and pin them on a bulletin board or post online to share your talents and motivations with each other. You can download these cards at WE.org/wevolunteernow.



WE volunteer
now 

NAME:

MY VOLUNTEER TALENT:

I VOLUNTEER BECAUSE:



WE volunteer
now 

NAME:

MY VOLUNTEER TALENT:

I VOLUNTEER BECAUSE:

Social Media Graphics

26% of Canadians who don't volunteer haven't because they believe they lack the skills or knowledge, so it's important to encourage others to volunteer by using their own skills or providing opportunities for them to learn new skills

WE volunteer
now 



A Canadian study showed that people who were involved in community activities during childhood or adolescence were more likely to be involved in a variety of civic activities as adults

WE volunteer
now 




Volunteerism improves health by strengthening the body, improving mood, and lessening stress

WE volunteer
now 



58% of Canadian youth between the ages of 15-24 reported doing volunteer work in the last year

WE volunteer
now 



Find More Online

Visit [WE.org/wevolunteernow](https://www.wevolunteernow.org) for more stats, information and downloadable posters and infographics to help you make a difference. Plus, don't forget to share these on social media with [#WEvolunteerNow](https://twitter.com/WEvolunteerNow).