

WE are silent

Pledge to go silent
for global human rights.





Theme

EQUITY AND HUMAN RIGHTS

SDG Connection

 REDUCED INEQUALITIES

Skills

-  ACTION PLANNING: CREATING A WORKING PLAN
-  ORGANIZATION: PLANNING AND RUNNING MEETINGS
-  LEADERSHIP SKILLS: PUBLIC SPEAKING
-  SOCIAL AND EMOTIONAL LEARNING: ETHICAL RESPONSIBILITY

Convention on the Rights of the Child

Children's rights are human rights and every child is entitled to have their rights protected to ensure they can thrive. That's why the UN adopted The Convention on the Rights of the Child on November 20, 1989, which outlines the civil, political, economic, social, health and cultural rights of children everywhere.

CLASSROOM RESOURCE



Advocating for Children's Rights

With our Classroom Resources, educators can integrate service-based learning into their curriculum to broaden students' understanding of issues they are passionate about. Download the pdf at [WE.org/wearesilent](https://www.weare.org/wearesilent) for lesson plans and ideas to raise awareness of children's rights issues.

Grade Levels	Subject Connections	Learning Goals	Skills Developed
1 to 6	<ul style="list-style-type: none"> • Social Studies • Language 	<ul style="list-style-type: none"> • Understand the difference between wants and needs. • Explore how children's rights are connected to their basic needs. • Use the United Nations Convention on the Rights of the Child to identify the rights that children around the world are entitled to. 	<ul style="list-style-type: none"> • Action planning • Research and writing • Argument formation • Organization • Reflection • Information literacy • Critical thinking • Leadership skills
7 to 8	<ul style="list-style-type: none"> • Geography • Language 	<ul style="list-style-type: none"> • Understand what human rights are and why they are important. • Use their knowledge of rights and declarations to explore the United Nations Convention on the Rights of the Child. 	
9 to 12	<ul style="list-style-type: none"> • World Studies 	<ul style="list-style-type: none"> • Learn what it means to be an advocate. 	

Get Doing

STEP 1: Investigate and Learn

Learn more about human rights and the issues facing children around the world using the Global Issue Cards, as well as your own research. Find the issue that stands out the most to you and write down a few notes about the things you have learned.

CHECKLIST

- Check out the Education Issue Card
- Download your action plan online at [WE.org/wearesilent](https://www.weare.org/wearesilent)
- Put up posters or share a digital version
- Watch and share the campaign video
- Visit [WE.org/wearesilent](https://www.weare.org/wearesilent) for videos, additional resources
- Share on social media with [#WEareSilent](https://www.weare.org/wearesilent)
- Complete your Campaign Impact Survey
- Plan your WE DayX or digital assembly



What did you learn?

What do you know about the Convention on the Rights of the Child? _____

What kinds of things do all children need to live a happy and healthy life?

What human rights issues make you want to take action and fundraise?

STEP 2: Action Plan

Now that you've learned more about education, set a goal for your fundraiser!

SET YOUR GOAL

What issue will you take action on? _____

What type of action/fundraiser will you do? _____

Consider some of the example actions below to give you ideas:

- Collect pledges online or in-person for a vow of silence
- Fundraise with your school through a silent march
- Fundraise and raise awareness through a whiteboard raid (write facts about your issue on all classroom boards the day before your event day)

Which Pillar of Impact will you be fundraising for?



Education



Water



Food



Health



Opportunity

What is your fundraising goal? _____

Set Your Date

When will you hold your WE Are Silent initiative? _____

Consider the following dates as you plan. You might choose to kick off your initiative on October 11th, and then use the other dates to build up to one big event on November 20th. Visit [WE.org/wearesilent](https://www.weare.org/wearesilent) to learn more about these dates.

October 11 International Day of the Girl Child	October 16 World Food Day	October 17 International Day for the Eradication of Poverty	November 20 Universal Children's Day
---	-------------------------------------	--	---

Assign Roles

How will you raise awareness? Use this chart to assign tasks to group members and help keep everyone on track!

Task	Group Member(s) Responsible
Putting up posters or creating a digital version	
Posting on social media	
Making school announcements	
Sending out digital newsletters	

What materials will you need? _____

STEP 3: Take Action

1. Create a Donation Page

By creating your own GoFundMe Charity page, your group will have an easy, accessible way to raise money for WE Are Silent. Write a short description explaining why you are raising money for your chosen issue, then share the page with friends, family and community members to help collect donations. Once your main fundraising team page is created, group members will be able to set up their own individual fundraising pages to track their donations.

- ▶ Go to [WE.org/wearesilent](https://www.wearsilent.org) to start setting up your WE Are Silent fundraising page.

2. Spread the Word

WE Are Silent is your opportunity to create a movement with your voice. By raising funds to help your cause, you are creating tangible change for kids around the world.

- Visit [WE.org/wearesilent](https://www.wearsilent.org) to download the WE Are Silent event poster.
- Share inspiring stories of social change from [WE.org/wearestories](https://www.wearsilent.org/wearestories).
- Use [#WEareSilent](https://www.wearsilent.org/wearehashtags) and tag [@WEmovement](https://www.wearsilent.org/wearemovement) in all of your WE Are Silent social media posts.

3. Show Your Solidarity

On the day of your event, amplify your voice by going silent or speaking up. Show your solidarity for the millions of kids around the world who are silenced every day due to a lack of access to education, water, health care, food and opportunity. This is for children whose voices go unheard and whose rights are not upheld.



Share your pictures, progress and success on social media with [#WEareSilent](https://www.wearsilent.org/wearehashtags).

Reflect

At the end of your fundraising initiative take some time to reflect on the impact you have made:

Did you run into any problems? How did you overcome them? _____

How many people participated in your event? _____

How much money did you raise toward your goal? _____

How will your actions create impact in developing communities worldwide? _____

How did taking action on one issue make you aware of other issues? _____

How will you continue to make an impact after your fundraiser has ended? _____

STEP 4: Report and Celebrate

Report

How many people participated in the campaign? _____

How many people did you reach through the campaign? _____

How many people in your school participated? _____

When did you hold your event? _____

Has your educator filled out an Impact Survey from the WE Schools Teachers Hub? _____

Celebrate

Make sure you celebrate and share the success of your campaign, and reward yourselves for all your hard work.

- Share photos of your actions with your school, community and on social media.
- Record the highlights of your event day and create a video.
- Celebrate impacts through a class party, online assembly or WE DayX.

Donate

Remember to send in your donations and help make a difference in children's lives around the world. You can submit your funds through GoFundMe or at [WE.org/donate](https://www.love.org/donate).



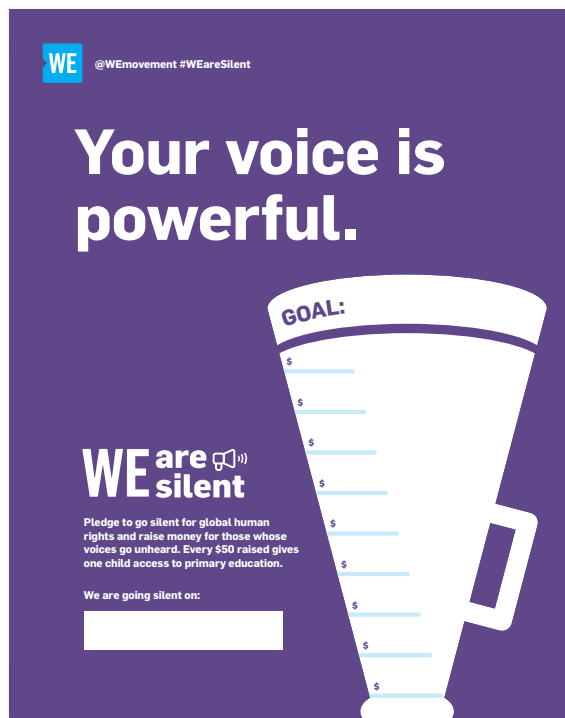
THANK EVERYONE WHO SUPPORTED YOUR CAMPAIGN!

Use this space to brainstorm fun ways to thank those who participated. (Eg., host a school assembly or virtual party.)



Additional Resources

Visit WE.org/wearesilent to download helpful campaign assets like social media graphics, donation forms, posters, guidebooks, lesson plans and more!



AVAILABLE ONLINE

- Student Handbook
- Educator Handbook
- Social Media Toolkit
- Posters
- Talking Points
- Donation Form
- and more!

Speak up with silence

WE are silent

We're going silent to raise money for children whose voices go unheard and rights are denied. All donations will go toward the WE Villages Education Pillar which empowers a child with a voice by learning the skills and tools they need to create a brighter future for themselves and their community.

WHERE: _____

DATE: _____

OUR GOAL: _____

TEAM NAME: _____

AN INITIATIVE OF **WE** Donate online at: crowdrise.com/wearesilent/