

WE go green

Rally your friends
to reduce waste.





Theme

ENVIRONMENTAL SUSTAINABILITY

SDG Connection

 CLIMATE HEALTH

Skills

-  REFLECTION: APPLYING NEW KNOWLEDGE
-  ARGUMENT FORMATION: INFORMATION GATHERING
-  LEADERSHIP SKILLS: TEAM BUILDING
-  SOCIAL AND EMOTIONAL LEARNING: ETHICAL RESPONSIBILITY


Purpose + Sustainability = Change

When we go green together, anything is possible! Whether it's taking a sustainability pledge to reduce plastic waste or starting a garden at your school or in your community, you have the power to create a greener world for everyone to enjoy.

Watch your actions today grow into incredible transformations tomorrow with WE Go Green. Make an even bigger, greener impact by getting everyone you know involved!

FACT:

To limit global warming to 1.5°C, global carbon emissions need to fall by a staggering 45 percent from 2010 levels by 2030.



Campaign in Action

Who needs fast fashion when you can have free fashion? Students at Tenino Middle School are invited to stop and shop anytime at Rachel's Closet, a donation-based upcycling initiative held in the school, where gently loved clothing can get a second lease on life! From bathing suits to ballgowns and personal hygiene kits, this shop has everything a student might need, and did we mention it's free? Looks like green is always in season!

Ways to Take Action

Take a pledge to reduce your usage of disposable plastics like single-use water bottles.

Sign up at WE.org/wegogreen.



Blended Education Idea: Take part in a classroom challenge where everyone records all of the ways that their families reduced, reused or recycled over a week.

OR: Collect garbage while walking around your community. Weigh, measure or track how much waste was cleaned up by individuals, groups, or classrooms.

GRADES 4–6

- Organize a garbage pickup walk at the school or nearby park. Get family and friends to pledge a dollar amount for every pound of garbage collected.
- Take an online sustainability pledge with your classmates. Spread the word to different classes around you to get the whole school on board!
- There are so many cute options out there for reusable products—invest in a water bottle or food containers to keep your lunch litter-free!


GRADES 7–8

- Make your own beeswax wrap using a few simple sustainable ingredients! Start up a lunchtime craft show, where you sell your wraps and donate the proceeds to a green cause of your choosing.
- Engage your class in a zero-waste week! Put one garbage bag in the center of the room and see how much you can avoid filling it by the end of the week, using waste-free strategies in your classroom. Get the whole school in on a class-to-class competition, awarding the class with the least amount of waste produced with a party to celebrate their efforts.

GRADES 9–12

- Put your scientific investigation skills to work to learn more about energy conservation and what you can do to improve your energy usage on a daily basis. Share your findings with your classmates and challenge your friends to do the same!
- Start a school eco-club and run different green initiatives throughout the year. For example, in the springtime plant a school or community garden—have different classes or students sign up to take care of it. In the winter, host a “sweater weather” day to allow the heat to be reduced in your school. So many options!

CLASSROOM RESOURCE



Act Today for a Bright Future

With our Classroom Resources, educators can integrate service-based learning into their curriculum to broaden students' understanding of issues they are passionate about. Download the pdf at [WE.org/wegogreen](https://www.wego.org/wegogreen) for lesson plans and ideas to explore the issue of sustainability and learn about the importance of living sustainably.

Grade Levels	Subject Connections	Learning Goals	Skills Developed
6 to 8	<ul style="list-style-type: none"> • The Arts • Language • Social Studies • Science and Technology 	<ul style="list-style-type: none"> • Explore the impact humans have on the environment. • Learn what it means to live sustainably. 	<ul style="list-style-type: none"> • Action planning • Research and writing • Argument formation • Organization • Reflection • Information literacy • Critical thinking • Leadership skills • Responsible decision-making
9 to 12	<ul style="list-style-type: none"> • The Arts • English • Social Sciences and the Humanities • World Studies 		

Tech for Good Badge

Become future ready by learning and using digital skills.

What shade of green are you? Create a habit tracker app or platform to see how many sustainable actions you can commit to incorporating into your daily life. It could be something as simple as taking staggered showers or as big as hosting a monthly clothing swap with friends and family! Use the app or platform to share your habits and ideas for going green with others and invite your online community to contribute to the discussion! Be sure to tag your posts online with [#WEgoGreen](https://www.wego.org/wegogreen).

Go Further: Set a specific goal for the impact you want to make—whether it's reducing the plastic you use, recycling more or using less water—and post about your progress on social media to inspire others to do the same!



Get Doing

STEP 1: Investigate and Learn

Planting the seeds for change begins with learning more about what's going on in your own backyard! Start with the Environment Issue Card to understand local issues, then dive into the issue further by doing your own research.

CHECKLIST

- Check out the Environment Issue Card
- Visit [WE.org/wegogreen](https://www.wego.org/wegogreen) for more resources
- Create an Action Plan
- Put up posters or share a digital version
- Watch and share the campaign video
- Print out and distribute the Creative Resource
- Share on social media with [#WEgoGreen](https://www.wego.org/wegogreen)
- Complete your Campaign Impact Survey
- Plan your WE DayX or online assembly



Community Mapping

Download the Community Mapping activity at [WE.org/weschoolskit](https://www.wego.org/weschoolskit) to use as a guide to take a walk. Look for signs of issues that have negative or positive impacts (e.g., lack of recycling bins or overuse of electricity). Do you notice any obvious improvements you can make to your school?

Issues	Solutions

What sustainability initiatives already exist in your school or community? Which ones work best? _____

What are some local waste-reducing initiatives that exist in your community? How can you participate? _____

What can you do to help reduce the production of waste in your home? _____

STEP 2: Action Plan

What pledges can you take to help promote sustainability in your school? Have each person in your group set their own goal for making a positive impact on the environment, then decide on a pledge to take action on as a group!

SET YOUR GOAL

What do you pledge to do? _____

What is your goal for this action? (E.g., how many seeds will you plant in the garden? How many plastic water bottles will you switch to reusable bottles?) _____

How will you measure your impact? _____

When will you hold your campaign? _____

Assign Roles

Ready to plan the actions you will take for your sustainability pledge? Use this chart to decide who will be responsible for each task involved.

Task	Group Member(s) Responsible
Making school announcements or sharing on digital platforms	
Putting up posters or creating a digital version	
Gathering supplies	

STEP 3: Take Action

Whether it's recycling just one plastic bottle or planting 100 seeds, every action contributes to a better, more sustainable world.

Tip: Come up with a fun challenge to get more people involved. Think of a catchy name (e.g., #GoGoGreenTeam) and spread the word!



Don't forget to share your pictures, progress and success on social media with [#WEgoGreen](#).

Reflect

What does sustainability mean to you? _____

Why is it important that your school and community get involved in a campaign focused on sustainability? _____

What worked and what didn't with your sustainability pledges? _____

How can you continue to raise awareness about sustainability? _____

STEP 4: Report and Celebrate

Report

How many people participated in the campaign? _____

How many people did you reach through the campaign? _____

How many pledges of sustainability did your group take? _____

How many people in your school took a pledge? _____

How long did you run your WE Go Green campaign for? _____

Has your educator filled out an Impact Survey from the WE Schools Teachers Hub? _____

Celebrate

Make sure you celebrate and share the success of your campaign, and reward yourselves for all your hard work.

- Share photos of your actions with your school, community and on social media.
- Record the highlights of your event day and create a video.
- Celebrate impacts through a class party, online assembly or WE DayX.

THANK EVERYONE WHO SUPPORTED YOUR CAMPAIGN!

Use this space to brainstorm ideas to thank your supporters! (E.g., host a garden party.)



Social Media Graphics

Only 9% of plastic trash is recycled in the U.S.



WE go green

More than 1 million seabirds and 100,000 sea mammals are killed by pollution every year




WE go green

According to the Green Schools Alliance, Americans generate 30 billion foam cups, 220 million tires, and 1.8 billion disposable diapers every year



WE go green

The United States produces 30% of the world's waste and uses 25% of the world's natural resources



WE go green

Find More Online

Visit [WE.org/wegogreen](https://www.wego.org/wegogreen) for more stats, information and downloadable posters and infographics to help you make a difference. Plus, don't forget to share these on social media with [#WEgoGreen](https://twitter.com/WEgoGreen).