

Gather your friends and pledge to go green.

WE go green

AN INITIATIVE OF



REFLECTION



ARGUMENT FORMATION



LEADERSHIP




SUSTAINABLE DEVELOPMENT GOAL 13: CLIMATE ACTION

SUSTAINABILITY + PURPOSE = CHANGE

Human habits and actions are having a negative impact on our environment. But it's not too late to reverse the damage, and young people are leading the way to raise awareness about changes we need to make. We only get one green Earth, so let's commit to keeping it that way!

Launch a **WE Go Green** campaign in your school or community and make pledges to live more sustainably. Encourage your family members, friends and community to get involved and create an even bigger impact. Then, watch how everyday actions can turn into extraordinary impacts!



FACT: Global sea levels rose by approximately 8 inches in the last century.*

* Nasa. Global Climate Change: Vital Signs of the Planet. climate.nasa.gov/evidence/

Ways to Take Action

Make a sustainability pledge or start a school or community garden.



At School

- Challenge your peers to commit to a personal sustainability pledge, like packing five no-waste lunches or reducing showers from ten to five minutes.
- Become a sustainable school! Replace plastic water bottles with reusable bottles, recycle paper and turn off the lights when they're not needed.




At Home

- Walk, cycle or scooter your way to school! Commit to a car-free school run to reduce carbon emissions in the environment.
- Cook vegetarian meals with your family two or three times a week to reduce your meat consumption.



As a Community

- Time for a community clean-up! Organise a community-wide litter pick around your local area.
- Write to local retailers to encourage them to use recyclable packaging for their products.



Campaign in Action

At The Michael Tippett School in the London Borough of Lambeth, students have been using the WE Go Green campaign to learn about recycling and how to create a greener environment for their school.

To raise awareness of this issue and support other students in their recycling challenge, they created a display board to demonstrate what can and cannot be recycled. Now, the group are holding audits for each class to see who is recycling the most!

Connect With Other Campaigns



*Check out your [Global Social Action Guide](#) for fundraising tips, inspiration and action planning tools.

**Country Living. 6 flowers that can improve your mental health. www.countryliving.com/uk/wellbeing/g24775482/flowers-mental-health-benefits

World Environment Day

The **WE Go Green** campaign supports you to improve the environment on a local level, however, environmental problems are also a global issue. Unless countries act together to build a more sustainable world, our planet will remain in danger.

Organise a WE Go Green event on 5 June 2020, to mark **World Environment Day** and stand in solidarity with countries around the world for a greener future!

Challenge Your Peers

Do you know what your environmental footprint is? Challenge your class to find out theirs using this **Footprint Calculator** and see who has the biggest and smallest impacts. Then, take steps to reduce your environmental damage!

Get Doing

STEP 1

Investigate and Learn

Planting the seeds for change begins with exploring what's going on in your own community! Use the [Environment issue webpage](#) to help you learn more.

What sustainability initiatives already exist in your school or community?
Which ones work best?



CHECKLIST

- ☐ Investigate and learn with the [Environment issue webpage](#).
- ☐ Visit [WE.org/gb/wegogreen](https://www.we.org/gb/wegogreen) for more resources.
- ☐ Create an [action plan](#).
- ☐ Put up [campaign posters](#).
- ☐ Watch and share the [Environment issue video](#).
- ☐ Print out and distribute the [Plant Markers](#).
- ☐ Share on social media with [#WEgoGreen](#).*
- ☐ Share your impacts with your WE Schools Programme Manager.
- ☐ Plan your [WE DayX](#).

Community Mapping

Download the [Community Mapping Activity](#) to guide you on a walk around your local area. Look for signs of issues that have negative or positive environmental impacts (e.g. lack of recycling bins or overuse of electricity). Do you notice any obvious improvements you could make (e.g. putting recycling bins in every classroom)?

Issues	Solutions

*We know that keeping young people safe online is a top priority, so make sure you are familiar with your school's e-safety procedures and guidelines. For younger students, we recommend that your teacher creates a group social media account and manages it on behalf of your group.

STEP 2

Action Plan

Set Your Goal

What pledges can you make to help promote sustainability in your school? Encourage each group member to set their own goal for making a positive impact on the environment, then decide on a sustainability pledge to take action on together!

We pledge to: _____

What is your goal for this action? For example, how many seeds will you plant in your garden? How many plastic water bottles will you switch to reusable bottles?

When will you hold your campaign? From: _____ To: _____

Master Task List

Ready to create a more sustainable world? Use our master task list below to guide you and put each task in chronological order. Add your own tasks too, and remember that some tasks may need to happen at the same time.

Master Task List	Steps to Success
Get permission from your teacher(s)	1.
Engage your local community	2.
Write in your school newsletter	3.
Spread the word on social media using #WEgoGreen	4.
Design and put up posters	5.
Lead a school assembly	6.
Gather supplies	7.
Other:	8.
Other:	9.
Other:	10.

STEP 3

Take Action

Whether it's recycling just one plastic bottle or planting 100 seeds, every action contributes to a better, more sustainable world.

Tip: Come up with a fun challenge to get your whole school involved. See which class can collect the most recycling or grow the tallest sunflowers!



Don't forget to share your pictures, progress and success on social media with [#WEgoGreen](https://twitter.com/WEgoGreen).

Reflect

What does sustainability mean to you?



Why is it important that your school and community get involved in a campaign focused on sustainability?



What worked and what didn't go to plan with your sustainability pledges?



STEP 4

Report and Celebrate

Report

How many people participated in your campaign? _____

How many people did you reach through your campaign? _____

How many pledges of sustainability did your group take? _____

How long did you run your WE Go Green campaign for? _____

Celebrate

Make sure you celebrate and share the success of your campaign, and reward yourselves for all your hard work.

- Share photos of your actions with your school, community and WE Schools Programme Manager.
- Capture the highlights of your event day and create a video or classroom display.
- Celebrate impacts through a class party, assembly or **WE DayX**.

Thank everyone who supported your campaign!





Use this space to think of fun ways to thank everyone who participated in your campaign (e.g. hold a summer garden party).



Plant Markers

Use the plant markers below to help identify the plants in your classroom plant pots or school garden. Print this page, cut out the plant markers and fold along the dotted line. Place a lolly stick in the seam and glue together. To print more plant markers, go to [WE.org/gb/wegogreen](https://www.we.org/gb/wegogreen).



WE go  green	WE go  green	WE go  green	WE go  green
WE go  green	WE go  green	WE go  green	WE go  green
WE go  green	WE go  green	WE go  green	WE go  green
WE go  green	WE go  green	WE go  green	WE go  green

Further Online Resources

The summer of 2018 was

THE HOTTEST ON RECORD

for England.*

WEgo
green



[WE.org/gb/wegogreen](https://www.we.org/gb/wegogreen)

Visit the website for more stats, information, and downloadable posters and infographics to help you make a difference. Plus, don't forget to share these on social media with [#WEgoGreen](https://twitter.com/WEgoGreen).

*Met Office. UK Extreme Events - Heatwaves. www.metoffice.gov.uk/research/climate/understanding-climate/uk-extreme-events_heatwaves