

# Silence speaks volumes.



8-step  
Teacher Guide

WE are   
silent

# Table of Contents

## Introduction

Welcome	3
Getting Started With Your Guide	4
Why Go Silent?	5
30 Years of the Convention on the Rights of the Child	6
Why Education?	7
The Education Pillar of Impact	8
Seeing the Impact in Ethiopia	9

## Get doing.

### Before Your Event

Step 1: Learn More	11
Step 2: Action Plan	14
Step 3: Create a Donation Page	17
Step 4: Spread the Word	18
Step 5: Reach Out to the Community	20

### During Your Main Event

Step 6: Event Day	21
-------------------	----

### After Your Event

Step 7: Reflect	22
Step 8: Celebrate and Share	23
Thank you for participating!	27

# Welcome,

Thank you for participating in our **WE Are Silent** fundraising initiative! We're so excited to have you and your class join us in our vow of silence as we stand in solidarity with the millions of children around the world who are unable to have their voices heard.

Your simple but powerful action will help amplify children's voices that go unheard all over the world, and the money you raise will support the **Education Pillar** in our **WE Villages** partner communities. By improving access to education, you are helping children around the world gain the knowledge and skills they need to empower themselves and their communities to speak up about their rights.

**WE Are Silent** is a student-led movement where young people can join together to create change. When young people lead, there's nothing they can't do, and this fundraiser is a great way for young people to get involved in social justice issues, both locally and globally. To help kick off this exciting initiative, this is a step-by-step guide to launch **WE Are Silent** in your classroom. In addition to this guide, your students can download an online **WE Are Silent Fundraising Toolkit**. This toolkit will support students as they develop valuable skills such as accounting, budgeting and tracking. They will also gain confidence, improve their public speaking abilities and acquire leadership skills.

This fundraiser is the first WE Schools event of the school year and it's a wonderful way to kick off the academic year with purpose and compassion, focusing on children's rights and access to education for all. As you may know, education was the platform that enabled us to pursue our passions at an early age and nurture our urgency to create a better future for children. Similarly, students fundraising for **WE Are Silent** will be able to contribute to a better future through advocacy and fundraising. Remember, together we can help to educate and empower young people to create transformative social change where no child goes unheard and everyone has the right to education.

As always, thank you for your commitment, passion and contribution to support our young people in making a difference—you are a vital part of this youth-led movement and we couldn't do this without you.

Craig and Marc Kielburger  
Co-Founders, WE







# Why Go Silent?

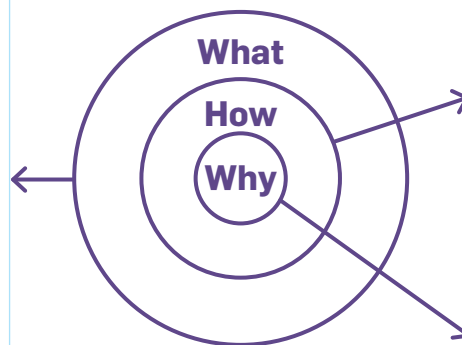
## Our “Why”

More than twenty years ago, Craig Kielburger read the story of Iqbal Masih, a child labourer who escaped slavery but was murdered after raising his voice. At the time, Craig was just 12-years-old, the same age as Iqbal. Inspired to take action, Craig and his brother, Marc, set out on a mission to free children and their families from poverty and exploitation. After sharing the story of Iqbal, they found that their classmates and other people wanted to help, too. Together, they found their “why:” to engage others in changing the world for the better. Today, WE makes doing good doable for everyone, no matter their age.



### What

WE empowers change through domestic programmes like **WE Schools** and internationally through **WE Villages. ME to WE**, our social enterprise, creates products and experiences that allow people to do good through their everyday choices.



### How

We empower people to change the world, locally and globally achieving transformative outcomes for themselves and others.

### Why

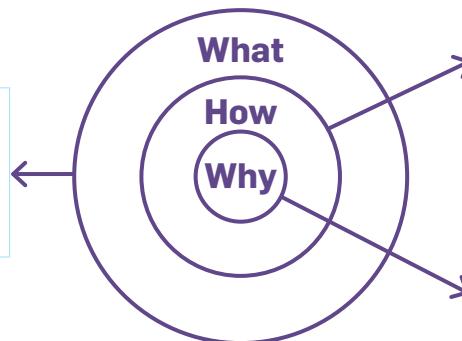
To engage others in changing the world for the better.

## Helping Students Find Their “Why”

When someone knows their “why,” they are equipped to transform their passion into positive actions. Use the prompt questions below to help your students find their why. To find out more about finding your “why,” visit [startwithwhy.com](http://startwithwhy.com).

### What = The Result

What results do you hope to achieve?



### How = The Process

How are you going to make a change?

### Why = The Purpose

Why do you do what you do? What is your purpose and motivation?

## Looking Back

# 30 Years of the Convention on the Rights of the Child

The [United Nation's Convention on the Rights of the Child](#) is a human rights treaty that upholds and protects global children's rights. For the last 30 years, the convention has set standards in the treatment of children, ensuring their safety and needs are met. Since its implementation, there have been many positive impacts in the lives of children around the world.

The Convention has safeguarded childhood as a special time and inspired governments to change laws and policies to ensure that children will flourish in society. Since its ratification, three additional Optional Protocols have emerged to complement the Convention—treaties that require signing, ratification or accession. In 2000, the first two Optional Protocols were adopted to increase the protection of children from involvement in armed conflict and sale, prostitution, and pornography. The third Optional Protocol, adopted in 2014, allows children to file complaints directly to the Committee on the Rights of the Child. The committee investigates claims and escalates them to the government. Since 2002 and 2018, there have been an estimated 65 reports from children. The third Optional Protocol has strengthened advocacy for children's rights and aided in amplifying children's voices around the world.

Today, it's time to stand in solidarity with the next generation and ensure that the rights of children today and future generations will remain protected. On the 30th anniversary of the Convention on the Rights of the Child, let's rally together to champion global children's rights.



# Why Education?

Education is the first step to breaking the cycle of poverty. With it, children gain the skills and tools to uplift themselves and their communities—that's why education is the foundation on which our **WE Villages** development model was founded.

But poverty isn't the result of a single cause, and if you only tackle one issue the cycle will persist.

Children can only attend school if they have access to clean water, are well-fed, healthy, and if their parents have the financial means to invest in their education and health. Almost 60 million primary school-aged children aren't in school and some of them—girls especially—have to spend their days collecting water; others have to go to work; some are too ill with no access to healthcare; some can't afford to pay for school fees or uniforms. And many who do attend school are too hungry to focus on their studies. But a child whose mother can read is 50 per cent more likely to survive past the age of five, and if all women had a primary education there would be 1.7 million fewer malnourished children.

WE Charity developed the **WE Villages** development model to address all five of these causes of poverty with holistic and sustainable solutions that work in tandem.

## WE Villages

**WE Villages** is a holistic, sustainable development model that empowers communities to pull themselves out of poverty through five **Pillars of Impact**—Education, Water, Health, Food and Opportunity.

Each pillar is connected to one another and depends on the relationship of the whole in order to produce transformative change. A community requires all pillars to be active in order to achieve sustainable change.



To learn more about our holistic WE Villages development model, visit [WE.org/we-villages](https://www.we.org/we-villages).

# The Education Pillar of Impact




## Empowered Children

When children are educated, they are armed with the courage and self-confidence to better support themselves and their families, their communities, and the next generation. They learn how to prevent illness and improve overall health, build and maintain infrastructure, manage personal and professional relationships, understand and advocate for basic rights, and secure a livelihood. That's why education is the cornerstone of a sustainable community and the foundation on which all our programmes rest.

## More than just schools.

We don't just build the bricks and mortar of schools and move on. WE is deeply invested in working collaboratively with the community to achieve excellence in programming and additional support that enables young people to go to school. Under the [WE Villages Education Pillar](#), we also help provide communities with:



Furniture, educational resources and supplies.



Leadership programming and training for teachers.



Facilitating extracurricular school activities like health and environmental clubs.



Creating programming and initiatives that complement government-determined curriculum.



Finding long-term solutions to the problem of getting children into the classroom and keeping them there until they graduate.



# Seeing the impact in Kenya

WE Charity has been working with the Maasai and Kipsigis communities in Kenya since the early 2000s, working with community members to empower them with the tools to build brighter futures for themselves and their families. Since the partnership began, WE has built over 230 schoolrooms, libraries, teachers' offices and kitchens, and provided 13,000 Kenyan children with the opportunity to attend school. Through WE Villages Education Pillar programming, two secondary schools, one all-girls and the other all-boys, were built for both Maasai and Kipsigis students. Today, WE has opened WE College to close the educational loop, supporting Kenyan students like Mercy Ntuala from primary school to post-secondary education.

Mercy graduated from the School of Tourism at WE College and is the first in her family to go to secondary school and graduate college. Mercy worked diligently toward her goal of attending college so she could build a career to support herself and her family. Through hard work, she was top of her class in Grade 8 and won a scholarship to Kisaruni All Girls Secondary School. From there, she headed to WE College, which provided her the opportunity to gain a post-secondary education while staying close to home. Now, she's a proud graduate of WE College and is looking forward to her future career in tourism.

Watch her story at [WE.org/en-GB/we-stories/global-development/we-college-women-safari-guides](https://www.we.org/en-GB/we-stories/global-development/we-college-women-safari-guides)



# Get doing.

Your 8-step guide to WE Are Silent.

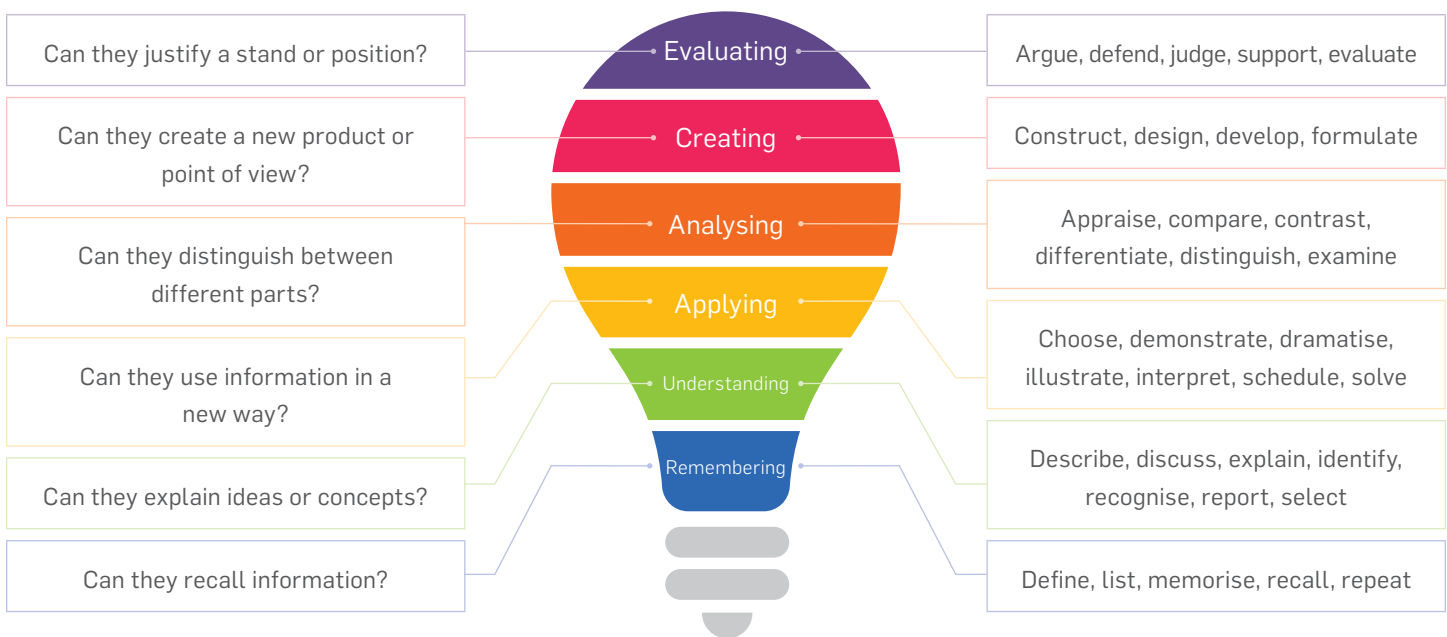


**How to support your students with their WE Are Silent fundraiser!**

# Before Your Event

## Step 1: Learn More

It is important to learn about the issue of access to education, to help inform the campaign and inspire others to join your students' efforts. Provide opportunities for your group to delve deeper into issues surrounding children's rights to find what they're passionate about. Challenge students to push their thinking further using the higher thinking skills outlined in Bloom's Taxonomy.



See page 8 of the [Student Guide](#) for the discussion questions.

## Engage Students

Delve into the problems within your community and globally by engaging your students in activities to experience the issue.



Bring in a guest speaker to teach your class about the topic.



Explore and reflect on real-life stories of children and other people who are affected.



Visit [WE Stories](#) to access real-life stories of people in our WE Villages communities.



Conduct a class activity, such as role-playing, to help students gain perspective on the issues children face when they're denied their rights. Visit [WE.org/education](https://www.we.org/education) for videos and facts about access to education around the world.



## Using the UNCRC

Explore children's rights through the lens of the United Nations Convention on the Rights of the Child. All our lesson packages make links to the UNCRC—use them to help your students connect to different issues and discover what they're passionate about.

### Protecting Children's Rights

On 20 November 1959, the UN General Assembly adopted the Declaration of the Rights of the Child, which defines children's rights to protection, education, healthcare, shelter and good nutrition. That was followed by the Convention on the Rights of the Child in 1989—the first legally binding international convention that supported a legal agenda to protect children. The Convention was the first push to protect the full range of children's rights internationally and it lays the foundation for what children need to develop their full potential.



Article 42 of the UNCRC states that all children, young people and adults should know about the convention and children's rights. Use the [UNCRC Articles Poster](#) to ensure everyone in your group and wider community know about the protection and promotion of children's rights.



To learn more about the Convention on the Rights of the Child, visit [un.org](https://www.un.org).

### UN Sustainable Development Goals (SDG)

In September 2015, countries from around the world came together and adopted a set of goals to reach by 2030 to end poverty, protect the planet and ensure prosperity for all. Of those 17 goals, the fourth one centres on the right to education.

#### **SDG 4: Ensure inclusive and quality education for all and promote lifelong learning.**

This goal aims to ensure everyone's right to access quality education because it is the foundation to improving people's lives and the cornerstone of sustainable development. This aligns with WE's [Education Pillar](#), which means that when you take action with WE, you become part of a global community that is working towards a brighter future for human rights.



To learn more about the SDG 4, visit [en.unesco.org](https://en.unesco.org).





## Explore Our Classroom Resources

Our wide range of educational resources help bring children's rights issues to life in your classroom with engaging, experiential citizenship activities. Use our resources to empower your students to become advocates for the rights of young people around the world, and take action to make a difference.



### Lesson Packages

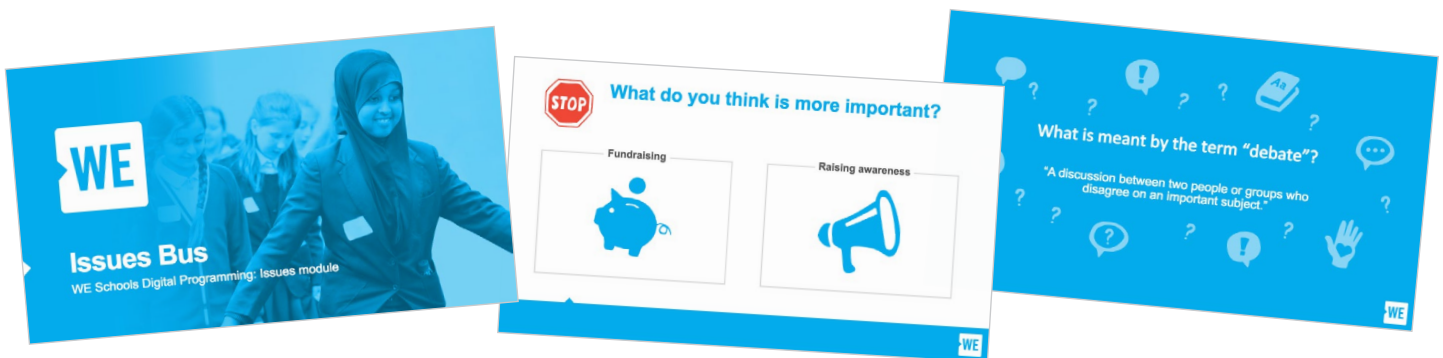
Our curriculum-linked lesson packages are designed to guide students through the steps of **WE Schools**, where they will investigate and learn about different issues, create a plan and then take action. In our WE Are Silent lesson packages, students will gain a deeper understanding of children's rights and how they play an important role in the promotion and protection of those rights.



Register or log into the **WE Schools Hub** to access the lesson packages and additional resources.

### Digital Programming

Explore the issues your students are passionate about using are digital programming modules. Available as ready-to-use PowerPoints, our modules are designed to support students to discover the issues they care about, challenge themselves and take action.



Visit [WE.org/digitalprogramming](https://www.we.org/digitalprogramming) to access the modules.

## Step 2: Action Plan

Think of this event as a global movement for children's rights. Students should reflect on what they've learned in the curriculum and in their fundraising toolkits to come up with an action plan to organise an event that will highlight children's voices that go unheard and honour your students' fundraising efforts. As a youth-led movement, your students will take the lead on planning and organising their event. Help them keep on track by making sure they set S.M.A.R.T. goals.

 <b>Specific</b>	 <b>Measurable</b>	 <b>Attainable</b>	 <b>Relevant</b>	 <b>Timely</b>
<b>Who, What, Where, When, Why, Which</b>	<b>From and To</b>	<b>How</b>	<b>Worthwhile</b>	<b>When</b>
<p>Define the goal as much as possible with no ambiguous language.</p> <p><i>Who is involved? What do I want to accomplish? Where will it be done? Why am I doing this (reasons, purpose)? Which constraints/requirements do I have?</i></p>	<p>Can you track the progress and measure the outcome?</p> <p><i>How much? How many? How will I know when my goal is accomplished?</i></p>	<p>Is the goal reasonable enough to be accomplished? How so?</p> <p><i>Make sure the goal is not out of reach or below standard performance.</i></p>	<p>Is the goal worthwhile and will it meet your needs?</p> <p><i>Is each goal consistent with other goals you have established and fits with your immediate and long-term plans?</i></p>	<p>Your objective should include a time limit. "I will complete this step by day/month/year."</p> <p><i>It will establish a sense of urgency and prompt you to have better time management.</i></p>

## Decide Your Action

Any action you take with your students will contribute to the momentum of the **WE Are Silent** movement. Your action can be as powerful as 20 minutes of silence or a march with your school and community. Some common actions include:

- **March of Silence** — Gather the school to march in silence, and protest with posters in school grounds or around your local community.
- **Relay in Silence** — Schedule different classes to go silent at different points in the day.
- **Rally in Silence** — Gather the school in one area, such as the school hall, and block off a portion of the time for silence.
- **Vow of Silence** — Pledge to go silent for 20 minutes, an hour or a whole school day. Wear stickers to show why you are going silent.

## Set a Goal



**£30**

### Education for a Child

Give a child access to primary education and set them on the path to success.



**£600**

### Outfit a Classroom

Provide furniture and school supplies for an entire classroom, empowering students with an inspirational learning environment.



**£5,800**

### Build a Classroom

Build a classroom to equip a generation with the skills, knowledge and confidence to create a brighter future for themselves and their community.

## Set a Date

When will you hold your **WE Are Silent** event? Consider one of these dates to host your initiative, or choose your own. If these dates don't work, feel free to choose dates that do work for your school.



### 20 November

This day marks the **United Nations Universal Children's Day** and the 30<sup>th</sup> anniversary of the **United Nations Convention on the Rights of a Child**, that's why WE is choosing this day to go silent. On 20 November, speak up with silence and give a voice to those whose rights are not upheld.

### 10 December

Use your silence to honour those whose voices go unheard on **Human Rights Day**.

### 24 January

Campaign for inclusive and quality education for all by hosting your event on **International Day of Education**.



See page 10 of the **Student Guide** for the event timeline template.

## Assign Tasks

To help plan the event, have students choose a role based on their individual strengths and passions. Some examples are below, but feel free to develop your own to suit your students' needs. Ask group members how they would like you as their teacher to best support them in the smooth organisation of their event.



Fundraising team



Social media team



Marketing team



Research team

### Top Tips

- ▶ Support students by liaising with senior leadership teams to secure event space and relevant permissions.
- ▶ If you are working with younger students, manage the groups' social media account on their behalf. They can write and design content for you to post for them!
- ▶ Organise a secure, locked place in the school for donations to be kept. A safe in the school office would be ideal.



Please refer to page 11 of the [Student Guide](#) for the task sheet template.

## Create a Schedule

Creating a schedule will help your students stay on track during their event. Ensure they have adequate time to fully prepare, complete the event and reflect on it afterwards.

### Top Tips

- ▶ Make sure the date chosen by the students is in the school calendar and doesn't clash with any other planned events.
- ▶ Spread the word about your students' event in the school newspaper, displays and school assemblies.
- ▶ Share details of your event in staff meetings and encourage other classes and staff members to get involved.



Please refer to page 12 of the [Student Guide](#) for the schedule template.



## Step 3: Create a Donation Page

This year, we're going digital for donations! Virgin Money Giving helps you to make as big a difference as possible. By creating your own Virgin Money Giving page, your group will have an easy, accessible way to raise money for **WE Are Silent**. Go to [uk.virginmoneygiving.com/fund/wearesilent201920](https://uk.virginmoneygiving.com/fund/wearesilent201920) to start your own **WE Are Silent** fundraising page!

### Set Up Your Fundraiser

To start setting up your school's fundraising page, first click "Start fundraising."

- You'll first need to sign in or create an account. Once you've done so, you'll be asked to input information about your school and fundraiser to set up your school's WE Are Silent fundraising page.
- You will be able to add your own goal, explain what you're raising money for, and even add your own photo!

Once your page is set up, donors will be able to visit your page and donate to your group online.

Set up your page, share it, and start your incredible fundraiser—it's as simple as that!



### Not able to use Virgin Money Giving? No problem!

You can also donate via cheque. Student sponsorship forms and school donation forms are available to download and print at [WE.org/gb/wearesilent](https://www.virginmoneygiving.com/uk/charity/wearesilent). Please include student sponsorship forms and your school donation form alongside a cheque for your school's total donation.

Please make cheques payable to "WE Charity" and send to:



WE Charity  
Re: WE Are Silent  
14 Bowden Street  
London  
SE11 4DS

**Remember:** UK tax payers can make their donations worth a quarter more by claiming Gift Aid! See the [Sponsorship Form](#) to learn more.

## Step 4: Spread the Word

### Inspiring Stories to Share



#### Faith's Story

Faith had all the odds stacked against her—her father wouldn't let her study, she was rejected from school and she was needed at home. But these obstacles didn't deter her. Instead, she faced her challenges head-on and made her dreams of going to school become a reality.

- Learn more about Faith's story at [WE.org/stories/kenyan-girl-conquers-all-odds-to-get-a-high-school-education](https://www.we.org/stories/kenyan-girl-conquers-all-odds-to-get-a-high-school-education).



#### Mary's Story

Mary fell in love with science after doing her first experiment in class. Now, she dreams of becoming the first female doctor from her community to show girls like her that it can be done.

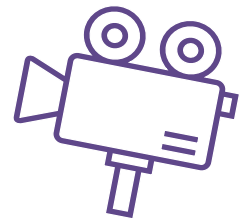
- Learn more about Mary's story at [WE.org/stories/we-villages-kisurani-group-of-schools-encourages-more-young-women-in-stem](https://www.we.org/stories/we-villages-kisurani-group-of-schools-encourages-more-young-women-in-stem).

### Fundraising

There are lots of ways you can fundraise during the lead up to your main event. Here are some ideas to help contribute to your goal!

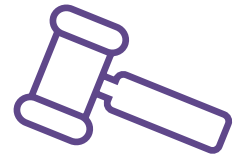
#### Movie Night

Host a movie night and raise money for your cause. Play a documentary to inform your viewers about issues around access to education and collect money at the door.



#### Silent Auction

Host a silent auction and raise funds and awareness for your cause. Ask local businesses to donate prizes.



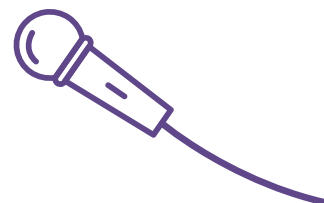

#### Silent Disco

Host a silent dance party. Give each participant headphones to listen to their own music or a specific playlist and collect a fee at the door.



#### Other ways to fundraise:

- Cake sale
- Coin collection
- Dance-a-thon
- Sports tournament
- Talent show



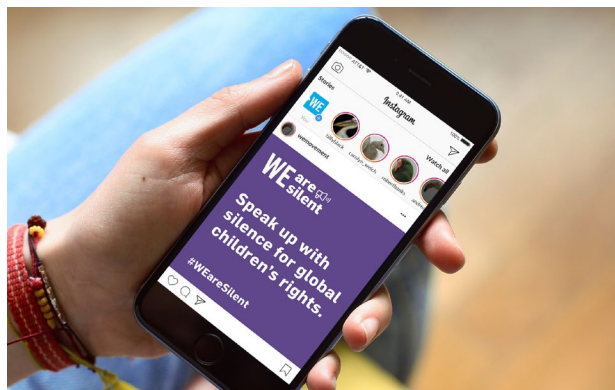
## Social Media



### Spread the word about your event on social media!

Use our [WE Are Silent Social Media Toolkit](#) for ready-made posts to share on any platform.

- Remember to use [#WEareSilent](#) and tag [@WEmovement](#) in all of your WE Are Silent social media posts when bringing attention to the fundraiser.
- Share real-life stories to inspire others to join your cause.
- Encourage students to use the stories and facts throughout their Fundraising Toolkit to put on posters, social media posts or include in school assemblies and newsletters.
- Head to [WE.org/gb/wearesilent](http://WE.org/gb/wearesilent) to find all our downloadable resources!



### E-safety

We know that keeping young people safe online is a top priority, so make sure all your students are familiar with your school's e-safety procedures and guidelines. For younger students, we recommend that teachers create a group social media account and manage it on behalf of the group.

### Get Creative

Encourage students to use their creativity and come up with other ways to spread awareness! Here are some ideas to jumpstart their fundraiser:

- Give students the opportunity to express their understanding of children's rights issues using art and design. Hold a gallery night displaying their work to inspire and educate others.
- Provide students with speaking opportunities to share what they've learned about WE, children's rights and access to education with their peers, other classrooms and the whole school. The more young people involved, the more powerful the movement!
- Create a short film to inspire and teach others about children's rights. Students can write scripts, music and even create their own animations to make it as engaging as possible.
- Help students design t-shirts decorated to show why they are going silent. They could start creating them when they first learn about the issue and then add to them whenever they learn something new, to create an on-going, wearable record of their [WE Are Silent](#) journey!



## Step 5: Reach Out to the Community

Sometimes it's tough to ask for donations, whether it's from people you know like friends and family or those you're unfamiliar with like local businesses. If your students need help, here are some things they can say or write to them!

### To friends, family and neighbours

Hi \_\_\_\_\_,

On \_\_\_\_\_, I'm pledging to go silent with WE Are Silent in solidarity with the children whose voices go unheard around the world. With WE Are Silent, we're raising money for educational programming for children in developing communities through WE Villages because we believe that education is how we give a voice to those who are silenced. Education empowers young people with knowledge to better themselves and their communities and to understand and speak up for their rights.

Today, I'd like to ask you to kindly donate to our cause. Any donation is greatly appreciated! We'll also be hosting a bunch of fun fundraiser events that you can participate in to learn more and donate.

Thank you for your help in creating a better world for everyone.

Sincerely,

**WE are silent** 

### To local businesses

Hello \_\_\_\_\_,

My name is \_\_\_\_\_ and on \_\_\_\_\_, I'm pledging to go silent with WE Are Silent in solidarity with the children whose voices go unheard around the world. With WE Are Silent, we're raising money for educational programming for children in developing communities through WE Villages, because we believe that education is how we can give a voice to those who are silenced.

Our fundraising goal is \_\_\_\_\_ and I would greatly appreciate your help in reaching it. As part of our fundraising, we will be hosting \_\_\_\_\_ and we are looking for \_\_\_\_\_. In return for your support, we will gladly give you and your business recognition for your donation at the event. And as one of our donors, I will personally let you know how we do.

Please let me know if you are able to help us out and impact many children around the world with access to education through your generous contribution. Thank you for your time and help in creating a better world for everyone.

Regards,

**WE are silent** 



# During Your Main Event

## Step 6: Event Day

### Checklist

Make sure your students' event day goes without a hitch by reviewing this checklist. Some may not apply to your fundraiser, so be sure to add in anything else you need for a successful event.

Encourage students to review the research they've done, including reading and watching real-life stories of those impacted.	<input type="checkbox"/>
Remind the school about the event in school assemblies and newsletters.	<input type="checkbox"/>
Share your event on social media with <a href="#">#WEareSilent</a> and tag <a href="#">@WEmovement</a> .	<input type="checkbox"/>
Post photos on social media using <a href="#">#WEareSilent</a> to raise awareness.	<input type="checkbox"/>
Pass out flyers or cards with information about your cause.	<input type="checkbox"/>
Record the highlights of your event day and create a video.	<input type="checkbox"/>
	<input type="checkbox"/>
	<input type="checkbox"/>
	<input type="checkbox"/>
	<input type="checkbox"/>



# After Your Event

## Step 7: Reflect

Thank you for participating in the [WE Are Silent](#) event! With the money you raised, you and your students have helped to amplify children's voices around the world. Your actions have impacted children's right to education and ensured WE's sustainable development model continues to lift communities out of poverty. Now it's time to reflect on the experience. Help your students reflect on their experiences using a growth mindset—whereby learning is fluid and something that can flourish through effort and resilience.

### Ask your students:



What elements of your fundraiser were the most successful?



What did you find challenging about your event?



What skills have you developed by participating in WE Are Silent?



What were the three most important things you learned by going silent?



How will your actions create impact in developing communities worldwide?



How did taking action on one issue make you aware of other issues?



How will you continue to make an impact after your fundraiser has ended?



Please see page 18 of the [Student Guide](#) for the reflection template.

## Step 8: Celebrate and Share

### Share Your Impact

Tell the school and wider community about the impact your students will be making with their donation. Here are some examples of the changes they're helping create in global communities:



In Ecuador, thousands of students have been supported and over **18 classrooms, libraries and more have been built.**



In India, **hundreds of schoolrooms have been built**, including classrooms, libraries and teachers' offices.



In Kenya, approximately **11,500 students have been supported** and hundreds of schoolrooms built.



Helping build a free high school in Kenya for boys like Francis Naimodu. Read his story at [WE.org/stories/boys-in-kenya-gain-access-to-education](https://www.we.org/stories/boys-in-kenya-gain-access-to-education) to learn more.

### Show Your Gratitude

Thanking friends, family, donors, sponsors, participants and volunteers is as important as asking for donations. Remind students that it's thanks to their support that you're able to help others. Students could show their gratitude by:

- Write your final fundraising total on the poster on the next page. Display it proudly in your school to share your achievements!
- Making thank you cards for everyone who donated.
- Writing a letter of thanks to people who supported them along the way.
- Creating a gratitude jar and ask students to place the names of everyone who donated and supported them into the jar. Keep the jar in your classroom as an honouring of your event and impact. If they're comfortable, ask students to share names and why they are thankful.
- Highlight a special donor or fundraiser in the school newsletter or assembly.

### Celebrate

It's also important to celebrate and share the success of your fundraising initiative.

- Share photos from your event day with your school, community and WE Schools Programme Manager.
- Record the highlights of your event day and create a video.
- Celebrate impacts through a class party, assembly or [WE DayX](#).
- Thank your supporters!

## Submit Your Donations

### Through Your Donation Page

After your event make sure to submit all donations to your donation page. Visit [uk.virginmoneygiving.com/fund/wearesilent201920](https://uk.virginmoneygiving.com/fund/wearesilent201920) for more information.

### Other Ways to Donate

If you aren't able to set up a personal donation page, you can still donate the funds you raised for WE Villages via:



#### Online

Head to [WE.org/gb/donate](https://WE.org/gb/donate).



#### Post

Use the Donation Form found at [WE.org/gb/wearesilent](https://WE.org/gb/wearesilent).

WE Charity  
RE: WE Are Silent  
14 Bowden Street  
London  
SE11 4DS

**Remember:** UK tax payers can make their donations worth a quarter more by claiming Gift Aid! See the Sponsorship Form available from [WE.org/gb/wearesilent](https://WE.org/gb/wearesilent).





# Speak up with silence.

**WE** are   
**silent**

We're pledging to go silent to raise money for children who go unheard and whose rights are not upheld. Proceeds will go towards their education through WE Villages to help give them a voice and lead the life they want to live.

WHERE: \_\_\_\_\_

WHEN: \_\_\_\_\_

OUR GOAL: \_\_\_\_\_

AN INITIATIVE OF

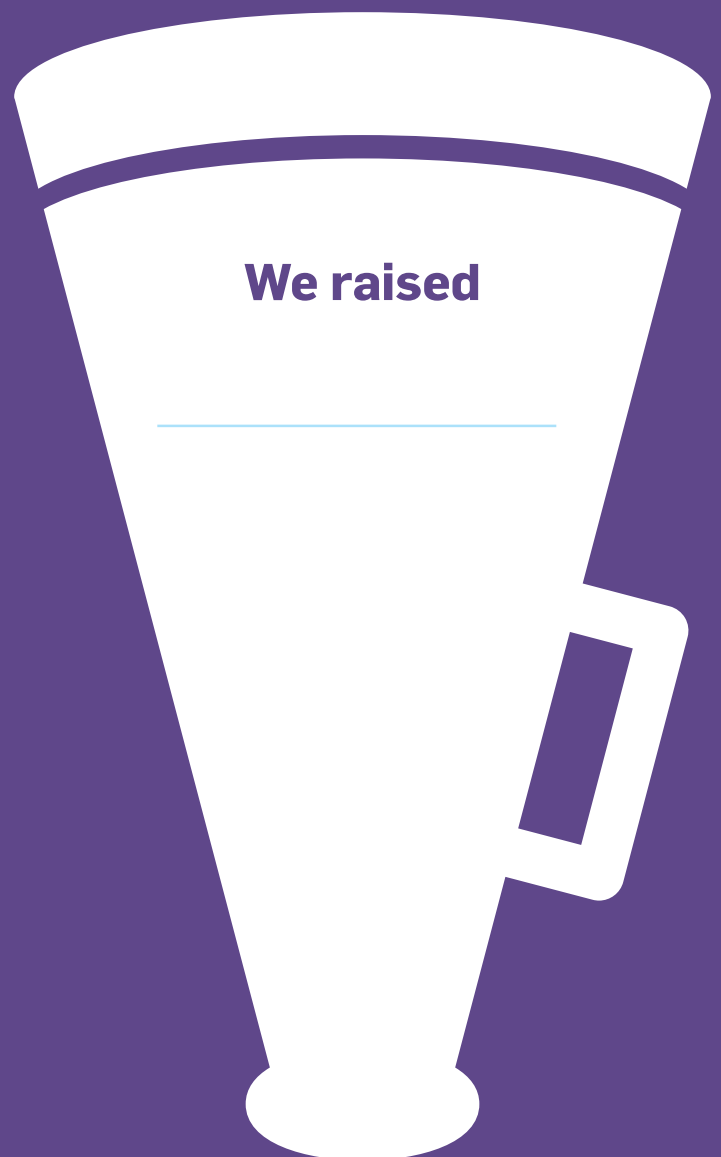


Donate online at:

[uk.virginmoneygiving.com/fund/wearesilent201920](https://uk.virginmoneygiving.com/fund/wearesilent201920)

**WE are**   
**WE silent**

**Your silence  
is powerful.**



Thank you to everyone who supported us in going silent for human rights and raising money for those whose voices go unheard. Every £30 raised gives one child access to primary education, opening the door to a better future.



@WEmovement #WEareSilent

# Thank you for participating in WE Are Silent!

You're helping give a voice to millions of children around the world who are silenced and whose rights aren't upheld. The money you raise will go towards helping children in developing communities access quality education through the [WE Villages Education Pillar](#).

With education, children worldwide will gain the knowledge and skills to empower themselves and speak up for their rights. They will be armed with the courage and self-confidence to better themselves, their families, their communities and the next generation. And with your support in [WE Are Silent](#), your students will gain the tools to become future leaders. They will develop valuable, real-life skills that they'll take with them far beyond the classroom. Your support is helping empower children globally to speak up for their rights and helping empower your own students to create transformational social change.

As a student-led movement, [WE Are Silent](#) allows young people to join together, empower each other and change the world. When young people lead, they're an unstoppable force for good and we're so excited to see what they'll accomplish with your help.

Thank you for your passion to do good, your commitment to changing the world and your support for [WE Are Silent](#) and children's education.

