

WE volunteer now

Organize a volunteer activity with your friends.

Theme

SOCIAL VULNERABILITY

SDG Connection

 10 REDUCED INEQUALITIES

Skills



REFLECTION: COMPASSION



CRITICAL THINKING: ANALYZING AND EVALUATING INFORMATION



SOCIAL AND EMOTIONAL LEARNING: DEEPENING EMOTIONAL INTELLIGENCE



LEADERSHIP SKILLS: CONFLICT RESOLUTION

AN INITIATIVE OF



MADE POSSIBLE BY



A special thank you to The Allstate Foundation for empowering youth to make a difference in their communities. The Allstate Foundation believes that social and emotional learning (SEL) skills like empathy, leadership, and teamwork should be part of every young person's education. That's why The Allstate Foundation teamed up with WE to bring you service-learning curriculum and WE Volunteer Now to ensure that the next generation of leaders have the tools and resources to achieve their dreams and change the world.


Volunteering + Youth Empowerment = Change

Volunteering is not only a great way to help make the world a better place for everyone, it feels good too! Encourage everyone around you to volunteer their time or skills for an important cause. It only takes one person to start doing good to inspire everyone to do the same.

With WE Volunteer Now, motivate the people around you to do good, take action and make a difference in your community! It takes just one person to make a change.

FACT:

Volunteering has been shown to improve personal sense of belonging, inclusivity, skills-development and overall well-being.



Campaign in Action

Anne Frank once said, “How wonderful is it that nobody need wait a single moment before starting to improve the world.” A group of change-makers in Seattle, called “The Power of WE,” truly embodied this quote through WE Volunteer Now, by setting time aside from their own busy Thanksgiving weekends and working together to plan, shop, prep, cook and serve a delicious turkey dinner for individuals struggling with homelessness. Along with the two 25-lb roasted turkeys—which turned out not to be enough for all the attendees that showed up—were pounds upon pounds of potatoes, stuffing, veggies and takeaway goodies such as handwarmers, footwarmers, chocolates and soda. Needless to say, there was a lot to be thankfull for on this holiday!

Ways to Take Action

Rally your group to volunteer at a homeless shelter to serve meals to your community.

Blended Education Idea: Volunteering doesn't mean you physically need to complete a task in-person, there are lots of ways to volunteer your time online like supporting organizations with your social media skills, creating digital art or editing content.



GRADES 4–6

- Learn about important issues that are affecting your community by doing research, and then discuss what you can do to help. Commit to one of the strategies discussed as a class and set realistic goals for taking action.
- Visit a senior home to learn from and engage with the people in your community. Share your experiences with your family to get them excited about donating some of their time to people who are in need.

GRADES 7–8

- Research soup kitchens and other resources in your community that provide prepared food to those in need. Offer your skills as cooks or servers for a day or on a regular basis.
- Organize a clothing and personal hygiene drive for those in need. Create posters for your school and community, requesting donations of gently used clothing and personal hygiene products such as deodorant, mouthwash, tissue, etc. Create packages to be distributed in your community or dropped off at a shelter.

GRADES 9–12

- Investigate different volunteering initiatives in your community and put together a game plan to become involved. Journal about your experiences volunteering and share these experiences with your peers to get them excited about getting involved in a cause they care about.
- Apply to be a participant on a ME to WE Trip and take your skills overseas to help build a school or assist with a community farm. Take lots of pictures and be prepared to share your experiences with everyone back at home!

CLASSROOM RESOURCE



Volunteerism: A Growing Movement

With our Classroom Resources, educators can integrate service-based learning into their curriculum to broaden students' understanding of issues they are passionate about. Download the pdf at [WE.org/wevolunteernow](https://we.org/wevolunteernow) for lesson plans and ideas to learn more about the power of volunteerism.

Grade Levels	Subject Connections	Learning Goals	Skills Developed
1 to 8	<ul style="list-style-type: none"> • Language • Social Studies 	<ul style="list-style-type: none"> • Learn about the history and importance of volunteerism in the United States. • Research and discover an organization to volunteer with, or plan your own volunteer experience. • Understand and demonstrate ways to spread awareness. 	<ul style="list-style-type: none"> • Action planning • Research and writing • Argument formation • Organization • Reflection • Information literacy • Critical thinking • Leadership skills • Self-awareness
9 to 12	<ul style="list-style-type: none"> • English • Social Sciences and the Humanities • World Studies 		

Tech for Good Badge

Become future ready by learning and using digital skills.

Create an online survey where people can be invited to express what causes they care about and learn about potential volunteer opportunities. Use data from the survey to organize an event that targets an issue that many are passionate about and pull people from the survey to work as volunteers at the event! Don't forget to invite us by tagging [#WEvolunteerNow](https://twitter.com/WEvolunteerNow)!

Go Further: Follow the event with an additional survey inviting participants to share their experiences volunteering, and share this information at a school-wide assembly to keep the ball rolling!



Get Doing

STEP 1: Investigate and Learn

What local issues are you and your group passionate about? Before taking action, learn more about the issues you care about and research which organizations you would like to volunteer for. Feel free to start with the Exploring Issues activity to see what issues are affecting communities across the country and spark your do-good action.

CHECKLIST

- ☐ Check out the Issue Cards
- ☐ Create an Action Plan
- ☐ Visit [WE.org/wevolunteernow](https://www.we.org/wevolunteernow) for resources
- ☐ Put up posters or share a digital version
- ☐ Watch and share the campaign video
- ☐ Print out and distribute the resources
- ☐ Share on social media with [#WEvolunteerNow](https://twitter.com/WEvolunteerNow)
- ☐ Plan your WE DayX
- ☐ Complete your Campaign Impact Survey
- ☐ Complete your Tech for Good badge survey



What did you learn?

What local issues are you passionate about? _____

What local organizations would you like to volunteer for? _____

What value would you bring to an organization as a volunteer? _____

Now zone in on your own community!

Learn about the issues in your own backyard by taking a walk around your neighborhood and mapping out the issues. Download the Community Mapping activity at [WE.org/weschoolskit](https://www.we.org/weschoolskit).

What social issues are apparent in your local community? What issues were you most surprised by? _____

What organizations or businesses have been impacted the hardest by COVID-19 and how can you help? _____

How can you help address these issues? _____

STEP 2: Action Plan

You can plan multiple small volunteer actions throughout your school and community or put all your effort into planning one big event! Remember volunteering doesn't have to be in-person and should not put yourself or others at risk. Practice safe social distancing and decide your goal.

SET YOUR GOAL

What will your volunteer action be? _____

When will you hold your volunteer week or event? _____

How will you be measuring how much you volunteer? (E.g., hours, actions, events.) _____

More people means more impact! How will you rally together and increase participation in your campaign?

Create a Timeline

Create a timeline to help plan your actions! Plot the steps your group will take to gear up for your volunteer actions around the school or community, including how you will rally people together to participate.

1. _____ 6. _____

2. _____ 7. _____


3. _____ 8. _____

4. _____ 9. _____

5. _____ 10. _____

Materials List

What supplies will you need?



STEP 3: Take Action

It's time to take action! Rally your friends and community members together to do good. By volunteering, you will be making a positive difference not just in your community but also in your own life!

Tip: Get creative and find a fun way to rally people together such as making a catchy name to raise awareness or hosting an event online or in-person!



Share your pictures, progress and volunteer actions on social media with [#WEvolunteerNow](#).

Reflect

How did it feel to help others? Do you feel like you had an impact? _____

Why is it important to ask others to join you? _____

How will you take your volunteer actions further or continue your actions? _____

STEP 4: Report and Celebrate

Report

How many different activities did you plan? _____

How many people did you get involved in volunteer actions? _____

How many hours, on average, did each person volunteer? _____

How have your thoughts on volunteering changed? _____

Has your educator filled out an Impact Survey from the WE Schools Teachers Hub? _____

Celebrate

Make sure you celebrate and share the success of your campaign, and reward yourselves for all your hard work.

- ☐ Share photos of your actions with your school, community and on social media.
- ☐ Record the highlights of your event day and create a video.
- ☐ Celebrate impacts through a class party, online assembly or WE DayX.

THANK EVERYONE WHO SUPPORTED YOUR CAMPAIGN!

Use this space to brainstorm fun ideas to celebrate your impacts. (Eg., host a school assembly or virtual party.)



Volunteer Profiles

You've pulled together an all-star team for WE Volunteer Now. Have your teammates sit down and design their own volunteer profile cards and pin them on a bulletin board or post online to share you talents and motivations with each other. You can download these cards at [WE.org/wevolunteernow](https://www.wecore.org/wevolunteernow).



WE volunteer
now 

NAME:

MY VOLUNTEER TALENT:

I VOLUNTEER BECAUSE:



WE volunteer
now 

NAME:

MY VOLUNTEER TALENT:

I VOLUNTEER BECAUSE:

Social Media Graphics

25% of Americans
take the time
to volunteer



WE volunteer
now 

92% of executives in human
resources agree that
contributing to a charity
can improve an employee's
leadership skills




WE volunteer
now 

Food preparation and
distribution was the most
reported volunteer activity,
representing 11.3% in 2015



WE volunteer
now 

Volunteers, on average,
spend 50 hours per year
donating their time to
the greater good



WE volunteer
now 

Find More Online

Visit WE.org/wevolunteernow for more stats, information and downloadable posters and infographics to help you make a difference. Plus, don't forget to share these on social media with [#WEvolunteerNow](https://twitter.com/WEvolunteerNow).